

## FUND OBJECTIVE

The primary investment objective of the Fund is to produce a reasonable rate of return for Unit Holders over the medium to long term (3 years and above) without exposing their investment to undue risk through various types of investment.

## INVESTOR PROFILE

The Fund is open to Sabahan individuals, companies and institutions. It is suitable for investors who prefer a medium to long term investment and want to achieve an adequate level of income and capital gain at an acceptable level of risk.

## INVESTMENT POLICY & STRATEGY

The External Fund Manager will practice a tactical asset allocation approach, where they will have the flexibility to remain invested during periods of market upturn, or liquidate investments before values are eroded.

## GENERAL FUND INFORMATION

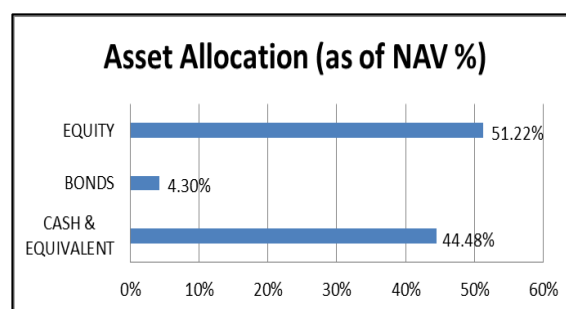
<b>Manager:</b>	Saham Sabah Berhad
<b>External Fund Manager:</b>	Affin Hwang Asset Management Berhad
<b>Trustee:</b>	Maybank Trustees Berhad
<b>Fund Category:</b>	Equity Fund
<b>Fund Type:</b>	Income and Growth Fund
<b>Launch Date:</b>	10 October 1994
<b>Unit NAV (as at 28/02/18):</b>	0.3842
<b>Fund Size:</b>	1,500,000,000
<b>Unit in Circulation:</b>	1,221,600,000
<b>Unit Available for Sale:</b>	278,400,000
<b>Financial Year End:</b>	31 December
<b>Management Expenses Ratio (MER): (as at 31/12/17)</b>	1.68%
<b>Portfolio Turnover Ratio (PTR): (as at 31/12/17)</b>	1.58 times
<b>Min Initial Investment:</b>	1,000 units
<b>Min Additional Investment:</b>	No limit
<b>Benchmark:</b>	50% FBMT100 + 50% MXASJ
<b>Sales Charge:</b>	3.5% on NAV/Unit
<b>Redemption Charge:</b>	None
<b>Annual Management Fee:</b>	1.5% p.a
<b>Annual Trustee Fee:</b>	0.045% p.a
<b>Transfer Fee:</b>	RM 3.00
<b>Redemption Period:</b>	Payment will be made within ten (10) days from the date of redemption request received.

## RISK FACTORS

Stock Market Risk	Credit/ Default Risk
Interest Rate Risk	Individual Equity (Stock) Risk
Country Risk	Loan Financing Risk
Currency Risk	REITs Management Risk
Counterparty Risk	Structured Product Risk

## ASSET ALLOCATION

The Fund may invest up to 98% in equities. The Fund aims to be at least 70% invested at all the times, but as part of the temporary defensive strategy, the Fund may temporarily lower the equity (stock) exposure to below the above stated range. The minimum liquid assets level for the Fund is 2%.



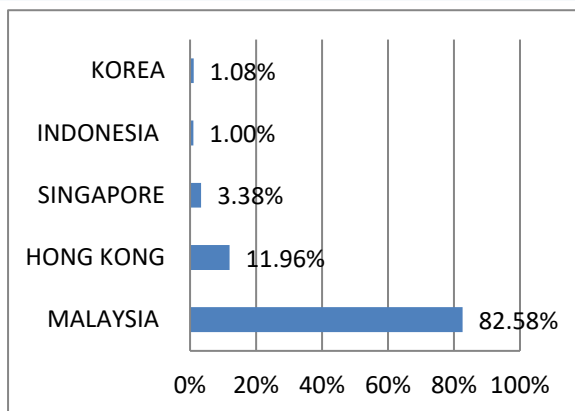
## DISTRIBUTION POLICY

Payment of distribution is subject to the availability of income. The Fund will declare distribution depending on the income available for distribution for the relevant period.

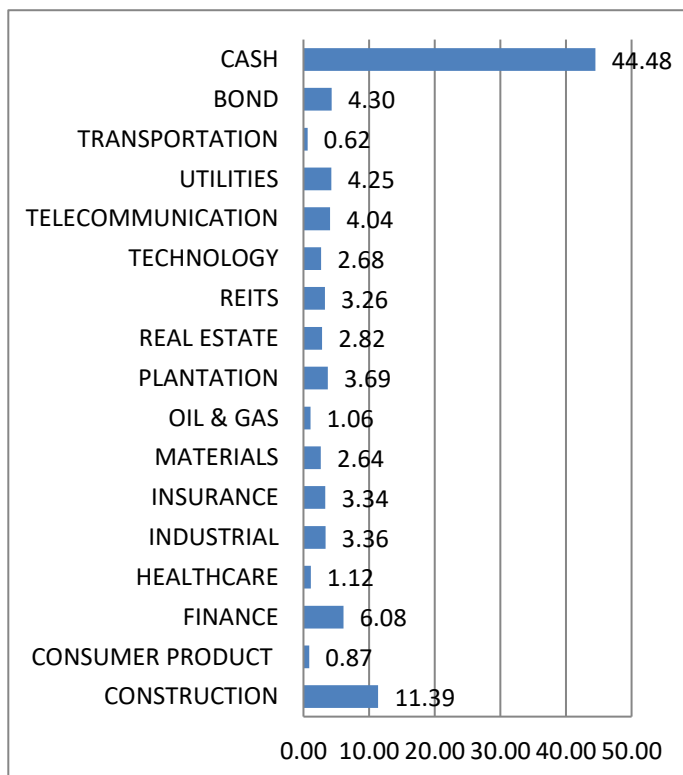
\* Sales charge and Transfer Fee are subject to 6% GST

## FUND PORTFOLIO ANALYSIS

### Country Allocation



### Sector Allocation



### Top Counter Holdings

Counter Name	Country	% of NAV
Petronas Dagangan Berhad	Malaysia	3.51
Gamuda Berhad	Malaysia	3.41
Petronas Chemical Group Berhad	Malaysia	3.36
Sunway Berhad	Malaysia	2.99
V.S Industry Berhad	Malaysia	2.64

### Historical NAV

	As At FEB 2018	2017	2016	2015	2014	2013
HIGHEST	0.3954	0.3922	0.3639	0.3689	0.3779	0.3746
LOWEST	0.3800	0.3610	0.3394	0.3350	0.3296	0.3392

### Fund Performance Analysis

	2017	2016	2015	2014	2013
<b>1 YEAR</b>					
- FUND	5.64	9.03	7.87	(2.84)	15.61
- BENCHMARK*	-	5.57	(4.56)	(1.34)	9.85
- KLCI	0.10	(0.02)	(5.31)	(5.66)	10.54
<b>2 YEARS</b>					
- FUND	11.21	8.45	2.51	6.38	19.66
- BENCHMARK*	-	0.75	(5.83)	8.38	22.73
- KLCI	0.08	(0.07)	(10.67)	4.28	21.97
<b>3 YEAR</b>					
- FUND	10.10	4.69	6.88	12.16	11.56
- BENCHMARK*	-	(0.59)	3.44	21.09	16.77
- KLCI	0.02	(0.12)	(1.25)	15.06	22.91
<b>5 YEAR</b>					
- FUND	8.61	10.68	7.94	13.59	25.03
- BENCHMARK*	-	22.01	9.96	31.18	112.94
- KLCI	0.06	0.07	9.80	38.38	112.94

### Historical Distribution

YEAR	INCOME DISTRIBUTION (%)	YIELD
2017	2.80	7.75
2016	2.00	5.72
2015	1.75	5.14
2014	1.50	4.10
2013	4.00	11.39

\*Benchmark: KLCI: 70% + MXASJ: 30%

\*\* Effective 1<sup>st</sup> January 2017, the benchmark has been changed to FTSE Bursa Malaysia Top 100 Index (FBMT100) : 50% + MXASJ: 50% .